

Allianz Global Intelligent Cities Income** (re-named from Allianz Global Intelligent Cities)

Allianz Global Investors Fund
AMg

SFC-authorized
ESG fund*



- The Fund is exposed to significant risks of investment/general market, asset allocation, concentration, intelligent cities and connected communities, emerging market, company-specific, creditworthiness/credit rating/downgrading, interest rate, default, valuation, volatility and liquidity and currency (such as exchange controls, in particular RMB), and the adverse impact on RMB share classes due to currency depreciation.
- The Fund is exposed to sustainable investment risks relating to KPI Strategy (Relative) (such as foregoing opportunities to buy certain securities when it might otherwise be advantageous to do so, and/or selling securities when it might be disadvantageous to do so or relying on information and data from third party ESG research data providers and internal analyses which may be subjective, incomplete, inaccurate or unavailable). The Fund focuses on the Sustainability KPI which may reduce risk diversifications and may be more volatile compared to broadly based funds. Also, the Fund may be particularly focusing on the GHG efficiency of the investee companies rather than their financial performance which may have an adverse impact on the Fund's performance.
- The Fund may invest in high-yield (non-investment grade and unrated) investments and convertible bonds which may subject to higher risks, such as volatility, loss of principal and interest, creditworthiness and downgrading, default, interest rate, general market and liquidity risks and therefore may adversely impact the net asset value of the Fund. Convertibles may also expose to risks such as prepayment, equity movement, and greater volatility than straight bond investments.
- The Fund may invest in financial derivative instruments ("FDI") which may expose to higher leverage, counterparty, liquidity, valuation, volatility, market and over the counter transaction risks. The Fund's net derivative exposure may be up to 50% of the Fund's net asset value.
- This investment may involve risks that could result in loss of part or entire amount of investors' investment.
- In making investment decisions, investors should not rely solely on this material.
- **Note:** Dividend payments may, at the sole discretion of the Investment Manager, be made out of the Fund's capital or effectively out of the Fund's capital which represents a return or withdrawal of part of the amount investors originally invested and/or capital gains attributable to the original investment. This may result in an immediate decrease in the NAV per share and the capital of the Fund available for investment in the future and capital growth may be reduced, in particular for hedged share classes for which the distribution amount and NAV of any hedged share classes (HSC) may be adversely affected by differences in the interests rates of the reference currency of the HSC and the base currency of the Fund.

Investment Objective

The Fund aims at long-term income and capital growth by investing in global equity and bond markets with a focus on companies whose business will benefit from or is currently related to evolution of intelligent cities and connected communities. With the adoption of the Sustainability Key Performance Indicator Strategy (Relative) ("KPI Strategy (Relative)"), the Fund also seeks to achieve the reduction in greenhouse gas emissions ("GHG") of the Fund's portfolio which shall be at least 20% lower than that of its benchmark within the same period ("Sustainability KPI").

Performance Overview

Indexed Performance since Inception (NAV-NAV)

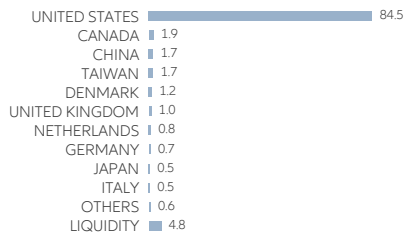


■ Class AMg (USD) Dis.

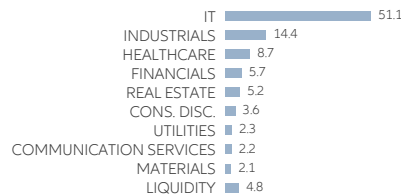
Cumulative Returns	Year to Date	3 Months	1 Year	3 Years	Since Inception
NAV-NAV (%)	3.54	1.08	14.63	-2.60	-1.91
Benchmark (%)	6.08	2.88	17.97	7.22	8.46
Calendar Year Returns	2023	2022	2021		
NAV-NAV (%)	17.38	-24.98	7.58 ¹		
Benchmark (%)	18.19	-17.86	5.32 ¹		

Portfolio Analysis

Country/Location Allocation (%)



Sector Allocation (%)



Asset Allocation (%)



* The Fund constitutes as an ESG fund pursuant to the SFC's circular issued on 29 June 2021. HK SFC authorization is not a recommendation or endorsement of a product nor does it guarantee the commercial merits of a product or its performance. It does not mean the product is suitable for all investors nor is it an endorsement of its suitability for any particular investor or class of investors.



+852 2238 8000
hk.allianzgi.com

Scan QR code for fund documents

Portfolio Analysis

Top 10 Holdings (Country/Location)	Sector	%
ECOLAB INC (US)	MATERIALS	1.7
MOTOROLA SOLUTIONS INC (US)	IT	1.6
FIRST SOLAR INC (US)	IT	1.6
CELESTICA INC (CA)	IT	1.5
AMPHENOL CORP-CL A (US)	IT	1.4
CHART INDUSTRIES INC 9.5000 01/01/31 (US)	INDUSTRIALS	1.4
BROADCOM INC (US)	IT	1.4
MARVELL TECHNOLOGY INC (US)	IT	1.3
DIGITAL REALTY TRUST INC REIT (US)	REAL ESTATE	1.3
UBER TECHNOLOGIES INC 0.0000 12/15/25 (US)	INDUSTRIALS	1.3
Total		14.5

Statistics summary of the market value of invested assets

Dividend Yield - Equities / Equity Securities	0.99%
Average Coupon - Fixed Income Securities	2.65%
Average Credit Quality - High-Yield & Investment Grade Bonds ²	BB-
Effective Duration - High-Yield & Investment Grade Bonds	3.06 years
Yield to Maturity - High-Yield & Investment Grade Bonds	6.75%

Dividend History ³ Class AMg Dis.	Dividend / Share	Annualised Dividend Yield ⁴	Ex-Dividend Date
Class AMg (USD) Dis.	USD 0.05725	8.80%	15/05/2024
	USD 0.05725	8.99%	15/04/2024
Class AMg (HKD) Dis.	HKD 0.05763	8.81%	15/05/2024
	HKD 0.05763	8.98%	15/04/2024
Class AMg (H2-AUD) Dis.	AUD 0.04826	7.77%	15/05/2024
	AUD 0.04826	7.93%	15/04/2024
Class AMg (H2-RMB) Dis.	CNY 0.03892	6.19%	15/05/2024
	CNY 0.03892	6.33%	15/04/2024
Class AMg (H2-SGD) Dis.	SGD 0.04964	7.76%	15/05/2024
	SGD 0.04964	7.93%	15/04/2024

Fund Details

Share Class [^]	Class AMg (USD) Dis.	Class AMg (HKD) Dis.	Class AMg (H2-AUD) Dis.	Class AMg (H2-RMB) Dis.	Class AMg (H2-SGD) Dis.
Benchmark ⁵	70% MSCI AC World (ACWI) Total Return Net + 30% ICE BOFAML US Corporate & High Yield Index				
Fund Manager ⁶	Stephen Jue, James Chen, Justin Kass, David Oberto, Ethan Turner				
Fund Size ⁷	USD 350.40m				
Number of Holdings	126				
Sustainability-related Disclosure Regulation ⁸	Article 8				
Base Currency	USD				
Subscription Fee (Sales Charge)	Up to 5%				
Management Fee (All-in- Fee ⁹)	1.65% p.a.	1.65% p.a.	1.65% p.a.	1.65% p.a.	1.65% p.a.
Total Expense Ratio ¹⁰	1.70%	1.70%	1.69%	1.70%	1.70%
Unit NAV	USD 8.0728	HKD 8.1253	AUD 7.6734	CNY 7.7124	SGD 7.8924
Inception Date	03/05/2021	03/05/2021	03/05/2021	01/04/2021	03/05/2021
Dividend Frequency ³	Monthly	Monthly	Monthly	Monthly	Monthly
ISIN Code	LU2322448791	LU2322448957	LU2322449096	LU2305039401	LU2322448874
Bloomberg Ticker	ALGICUS LX	ALGICHK LX	ALGGGH2 LX	ALGICAR LX	ALGIGH2 LX
Cumulative Returns (%)					
Year to Date	3.54	3.63	2.96	2.50	2.80
1 Year	14.63	14.33	12.47	11.15	12.46
3 Years	-2.60	-1.97	-8.24	-5.44	-5.55
Since Inception	-1.91	-1.39	-7.69	-4.00	-4.89
Calendar Year Returns (%)					
2023	17.38	17.65	15.01	13.75	15.57
2022	-24.98	-25.02	-27.33	-25.21	-25.58
2021	7.58 ¹	7.88 ¹	7.27 ¹	10.09 ¹	7.57 ¹

Source: All fund data quoted are Allianz Global Investors/IDS GmbH, as at 31/05/2024, unless stated otherwise.

** On 31/08/2022, Allianz Global Intelligent Cities was re-named to Allianz Global Intelligent Cities Income. There was a material change of the Fund's investment policy. The previous performance prior to 31/08/2022 was achieved under circumstances that no longer apply. Please refer to the offering documents for details.

Allianz Global Investors and Voya Investment Management (Voya IM) have entered into a long-term strategic partnership, and as such, as of 25 July 2022, the investment team transferred to Voya IM and Voya IM became the delegated manager for this Fund. AllianzGI continues to provide information and services to Voya IM for this investment through a transitional service agreement.

Fund performance is calculated on NAV to NAV basis in denominated currency of the respective share class with gross dividends re-invested. Benchmark performance is calculated in denominated currency of the respective share class. HKD/USD based investors are exposed to foreign exchange fluctuations.

^ The currency-hedged share classes are not recommended for investors whose base currency of investment is not in respective hedged currencies.

- 1) Performance is calculated from inception of the share class until the end of that calendar year.
- 2) Credit Quality refers to a measure of creditworthiness of the underlying securities of the portfolio and this may change over time. The portfolio itself has not been rated by an independent rating agency. For the purpose of this document, the letter rating, which may be based on bond ratings by using ICE's methodology (average rating among S&P, Moody's and Fitch), is provided to indicate the credit rating of the portfolio's underlying bonds and generally ranges from AAA (highest) to D (lowest). For unrated bonds, these may be assigned based on the AllianzGI's internal assessment around the issuer's cash flow, operating capabilities and financial situation according to the issuers' SEC filings (10-Ks, Qs, Ss, etc.). The Credit Quality is provided for informational purposes only.
- 3) Dividend payments are applicable for Class AMg Dis (monthly distribution) and for reference only. Yields are not guaranteed, dividend may be paid effectively out of capital (Class AMg). This may result in an immediate decrease in the NAV per share and may reduce the capital available for the Fund for future investment and capital growth. Positive distribution yield does not imply positive return.
- 4) Annualised Dividend Yield = $[(1 + \text{Dividend Per Share} / \text{Ex-Dividend Date NAV})^{12} - 1] \times 100$. The annualised dividend yield is calculated based on the latest dividend distribution with dividend reinvested, and may be higher or lower than the actual annual dividend yield. Positive distribution yield does not imply positive return. Dividend is not guaranteed. Historical dividend yield is not indicative of future dividend payouts.
- 5) The Benchmark Index is 70% MSCI AC World (ACWI) Total Return Net + 30% ICE BOFAML US Corporate & High Yield Index. The benchmark performance information set out above from 10 March 2021 to 30 August 2022 is based on 70% MSCI AC World (ACWI) Total Return Net + 30% BLOOMBERG BARCLAYS Global Aggregate. The benchmark performance information set out above prior to 10 March 2021 is based on MSCI All Countries World Index. The Benchmark Index was changed on 10 March 2021 to reflect change of investment objective and policy of the Fund, and changed on 31 August 2022 to better align with the investment universe of the Fund.
- 6) Effective from 25 July 2022, this Fund Manager has transferred to Voya Investment Management Co. LLC ("Voya IM") as part of the strategic partnership agreement between Allianz Global Investors and Voya IM.
- 7) The Fund Size quoted includes all share classes of the Fund.
- 8) EU Sustainability-related Disclosure Regulation. Information is accurate at time of publishing.
- 9) The All-in-Fee includes the expenses previously called management and administration fees.
- 10) Total Expense Ratio (TER): Total cost (except transaction costs) charged to the Fund during the last financial year (as at 30/09/2023) expressed as a ratio of the Fund's average NAV. For share classes that have been incepted for less than one year as at close of the last financial year (please refer to the Inception Date in the Fund Details table), the TER will be annualised. For share classes incepted after the close of the last financial year, the TER will be reflected as N/A.

Information herein is based on sources we believe to be accurate and reliable as at the date it was made. We reserve the right to revise any information herein at any time without notice. No offer or solicitation to buy or sell securities and no investment advice or recommendation is made herein. In making investment decisions, investors should not rely solely on this material but should seek independent professional advice.

There is no guarantee that actively managed investments will outperform the broader market. Environmental, Social and Governance (ESG) strategies consider factors beyond traditional financial information to select securities or eliminate exposure which could result in relative investment performance deviating from other strategies or broad market benchmarks.

Investing in fixed income instruments (if applicable) may expose investors to various risks, including but not limited to creditworthiness, interest rate, liquidity and restricted flexibility risks. Changes to the economic environment and market conditions may affect these risks, resulting in an adverse effect to the value of the investment. During periods of rising nominal interest rates, the values of fixed income instruments (including short positions with respect to fixed income instruments) are generally expected to decline. Conversely, during periods of declining interest rates, the values are generally expected to rise. Liquidity risk may possibly delay or prevent account withdrawals or redemptions. Investment involves risks, in particular, risks associated with investment in emerging and less developed markets. Past performance is not indicative of future performance. Investors should read the offering documents for further details, including the risk factors, before investing. This material and website have not been reviewed by the Securities and Futures Commission of Hong Kong. Issued by Allianz Global Investors Asia Pacific Limited. Allianz Global Investors Asia Pacific Limited (32/F, Two Pacific Place, 88 Queensway, Admiralty, Hong Kong) is the Hong Kong Representative and is regulated by the Securities and Futures Commission of Hong Kong. (54/F, One Island East 18 Westlands Road, Quarry Bay, Hong Kong).

Admaster ID: 3615611

Allianz Global Intelligent Cities Income** (re-named from Allianz Global Intelligent Cities)

Allianz Global Investors Fund
AT / AM

SFC-authorized
ESG fund*



- The Fund is exposed to significant risks of investment/general market, asset allocation, concentration, intelligent cities and connected communities, emerging market, company-specific, creditworthiness/credit rating/downgrading, interest rate, default, valuation, volatility and liquidity and currency (such as exchange controls, in particular RMB), and the adverse impact on RMB share classes due to currency depreciation.
- The Fund is exposed to sustainable investment risks relating to KPI Strategy (Relative) (such as foregoing opportunities to buy certain securities when it might otherwise be advantageous to do so, and/or selling securities when it might be disadvantageous to do so or relying on information and data from third party ESG research data providers and internal analyses which may be subjective, incomplete, inaccurate or unavailable). The Fund focuses on the Sustainability KPI which may reduce risk diversifications and may be more volatile compared to broadly based funds. Also, the Fund may be particularly focusing on the GHG efficiency of the investee companies rather than their financial performance which may have an adverse impact on the Fund's performance.
- The Fund may invest in high-yield (non-investment grade and unrated) investments and convertible bonds which may subject to higher risks, such as volatility, loss of principal and interest, creditworthiness and downgrading, default, interest rate, general market and liquidity risks and therefore may adversely impact the net asset value of the Fund. Convertibles may also expose to risks such as prepayment, equity movement, and greater volatility than straight bond investments.
- The Fund may invest in financial derivative instruments ("FDI") which may expose to higher leverage, counterparty, liquidity, valuation, volatility, market and over the counter transaction risks. The Fund's net derivative exposure may be up to 50% of the Fund's net asset value.
- This investment may involve risks that could result in loss of part or entire amount of investors' investment.
- In making investment decisions, investors should not rely solely on this material.
- **Note:** Dividend payments may, at the sole discretion of the Investment Manager, be made out of the Fund's capital or effectively out of the Fund's capital which represents a return or withdrawal of part of the amount investors originally invested and/or capital gains attributable to the original investment. This may result in an immediate decrease in the NAV per share and the capital of the Fund available for investment in the future and capital growth may be reduced, in particular for hedged share classes for which the distribution amount and NAV of any hedged share classes (HSC) may be adversely affected by differences in the interests rates of the reference currency of the HSC and the base currency of the Fund.

Investment Objective

The Fund aims at long-term income and capital growth by investing in global equity and bond markets with a focus on companies whose business will benefit from or is currently related to evolution of intelligent cities and connected communities. With the adoption of the Sustainability Key Performance Indicator Strategy (Relative) ("KPI Strategy (Relative)"), the Fund also seeks to achieve the reduction in greenhouse gas emissions ("GHG") of the Fund's portfolio which shall be at least 20% lower than that of its benchmark within the same period ("Sustainability KPI").

Performance Overview

Indexed Performance since Inception (NAV-NAV)

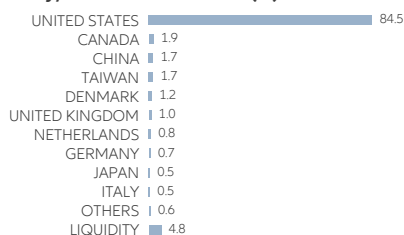


■ Class AT (USD) Acc.

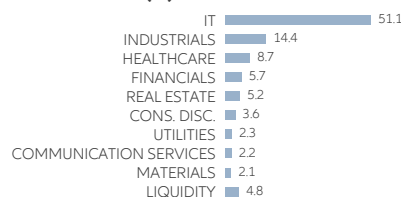
Cumulative Returns	Year to Date	3 Months	1 Year	3 Years	Since Inception
NAV-NAV (%)	3.55	1.08	14.63	-2.51	60.37
Benchmark (%)	6.08	2.88	17.97	7.22	47.91
Calendar Year Returns	2023	2022	2021	2020	2019
NAV-NAV (%)	17.42	-25.01	13.26	47.06	5.60 ¹
Benchmark (%)	18.19	-17.86	13.34	16.25	9.01 ¹

Portfolio Analysis

Country/Location Allocation (%)



Sector Allocation (%)



Asset Allocation (%)



* The Fund constitutes as an ESG fund pursuant to the SFC's circular issued on 29 June 2021. HK SFC authorization is not a recommendation or endorsement of a product nor does it guarantee the commercial merits of a product or its performance. It does not mean the product is suitable for all investors nor is it an endorsement of its suitability for any particular investor or class of investors.



+852 2238 8000
hk.allianzgi.com

Scan QR code for fund documents

Portfolio Analysis

Top 10 Holdings (Country/Location)	Sector	%
ECOLAB INC (US)	MATERIALS	1.7
MOTOROLA SOLUTIONS INC (US)	IT	1.6
FIRST SOLAR INC (US)	IT	1.6
CELESTICA INC (CA)	IT	1.5
AMPHENOL CORP-CL A (US)	IT	1.4
CHART INDUSTRIES INC 9.5000 01/01/31 (US)	INDUSTRIALS	1.4
BROADCOM INC (US)	IT	1.4
MARVELL TECHNOLOGY INC (US)	IT	1.3
DIGITAL REALTY TRUST INC REIT (US)	REAL ESTATE	1.3
UBER TECHNOLOGIES INC 0.0000 12/15/25 (US)	INDUSTRIALS	1.3
Total		14.5

Statistics summary of the market value of invested assets	
Dividend Yield - Equities / Equity Securities	0.99%
Average Coupon - Fixed Income Securities	2.65%
Average Credit Quality - High-Yield & Investment Grade Bonds ²	BB-
Effective Duration - High-Yield & Investment Grade Bonds	3.06 years
Yield to Maturity - High-Yield & Investment Grade Bonds	6.75%

Dividend History ³	Dividend / Share	Annualised Dividend Yield ⁴	Ex-Dividend Date
Class AM (USD) Dis.	USD 0.04343	6.24%	15/05/2024
Class AM (HKD) Dis.	HKD 0.04919	7.04%	15/05/2024
Class AM (H2-AUD) Dis.	AUD 0.04026	6.01%	15/05/2024
Class AM (H2-EUR) Dis.	EUR 0.03475	4.97%	15/05/2024
Class AM (H2-GBP) Dis.	GBP 0.04490	6.51%	15/05/2024
Class AM (H2-SGD) Dis.	SGD 0.04073	6.01%	15/05/2024
Class AM (H2-RMB) Dis.	CNY 0.03001	4.47%	15/05/2024

Fund Details

Share Class [^]	Class AT (USD) Acc.	Class AT (HKD) Acc.	Class AM (USD) Dis.	Class AM (HKD) Dis.	Class AM (H2-AUD) Dis.	Class AM (H2-EUR) Dis.	Class AM (H2-GBP) Dis.	Class AM (H2-SGD) Dis.	Class AM (H2-RMB) Dis.
Benchmark ⁵	70% MSCI AC World (ACWI) Total Return Net + 30% ICE BOFAML US Corporate & High Yield Index								
Fund Manager ⁶	Stephen Jue, James Chen, Justin Kass, David Oberto, Ethan Turner								
Fund Size ⁷	USD 350.40m								
Number of Holdings	126								
Sustainability-related Disclosure Regulation ⁸	Article 8								
Base Currency	USD								
Subscription Fee (Sales Charge)	Up to 5%								
Management Fee (All-in-Fee ⁹)	1.65% p.a.	1.65% p.a.	1.65% p.a.	1.65% p.a.	1.65% p.a.	1.65% p.a.	1.65% p.a.	1.65% p.a.	1.65% p.a.
Total Expense Ratio ¹⁰	1.70%	1.70%	1.70%	1.70%	1.70%	1.69%	1.70%	1.70%	1.70%
Unit NAV	USD 16.0373	HKD 16.0437	USD 8.5353	HKD 8.6163	AUD 8.2063	EUR 8.5241	GBP 8.4734	SGD 8.3001	CNY 8.171
Inception Date	24/06/2019	24/06/2019	15/01/2021	15/01/2021	01/04/2021	01/04/2021	01/04/2021	15/01/2021	03/05/2021
Dividend Frequency ³	N/A	N/A	Monthly	Monthly	Monthly	Monthly	Monthly	Monthly	Monthly
ISIN Code	LU1992135399	LU1992135472	LU2272731600	LU2272731865	LU2308715585	LU2308715668	LU2308715742	LU2272731782	LU2330049870
Bloomberg Ticker	AGICATU LX	AGICATH LX	ALGICAU LX	AGICAH1 LX	ALGICAD LX	AGICAME LX	ALGICA2 LX	ALICAHS LX	ALGIH2R LX
Cumulative Returns (%)									
Year to Date	3.55	3.62	3.54	3.60	2.78	2.64	3.26	2.72	2.48
1 Year	14.63	14.38	14.63	14.34	12.38	12.01	13.47	12.33	11.16
3 Years	-2.51	-1.81	-2.49	-1.86	-7.79	-8.79	-5.65	-5.76	-5.53
Since Inception	60.37	60.44	-1.39	-0.46	-6.88	-7.91	-4.59	-4.79	-4.78
Calendar Year Returns (%)									
2023	17.42	17.65	17.52	17.70	15.17	14.68	16.26	15.43	13.73
2022	-25.01	-25.01	-25.06	-25.00	-27.10	-27.25	-26.48	-25.67	-25.28
2021	13.26	13.89	8.13 ¹	8.84 ¹	7.93 ¹	7.54 ¹	8.10 ¹	8.03 ¹	9.34 ¹
2020	47.06	46.48	-	-	-	-	-	-	-
2019	5.60 ¹	5.20 ¹	-	-	-	-	-	-	-

Source: All fund data quoted are Allianz Global Investors/IDS GmbH/Morningstar, as at 31/05/2024, unless stated otherwise.

** On 31/08/2022, Allianz Global Intelligent Cities was re-named to Allianz Global Intelligent Cities Income. There was a material change of the Fund's investment policy. The previous performance prior to 31/08/2022 was achieved under circumstances that no longer apply. Please refer to the offering documents for details.

Allianz Global Investors and Voya Investment Management (Voya IM) have entered into a long-term strategic partnership, and as such, as of 25 July 2022, the investment team transferred to Voya IM and Voya IM became the delegated manager for this Fund. AllianzGI continues to provide information and services to Voya IM for this investment through a transitional service agreement.

Fund performance is calculated on NAV to NAV basis in denominated currency of the respective share class with gross dividends re-invested. Benchmark performance is calculated in denominated currency of the respective share class. HKD/USD based investors are exposed to foreign exchange fluctuations.

^ The currency-hedged share classes are not recommended for investors whose base currency of investment is not in respective hedged currencies.

- 1) Performance is calculated from inception of the share class until the end of that calendar year.
- 2) Credit Quality refers to a measure of creditworthiness of the underlying securities of the portfolio and this may change over time. The portfolio itself has not been rated by an independent rating agency. For the purpose of this document, the letter rating, which may be based on bond ratings by using ICE's methodology (average rating among S&P, Moody's and Fitch), is provided to indicate the credit rating of the portfolio's underlying bonds and generally ranges from AAA (highest) to D (lowest). For unrated bonds rating, these may be assigned based on the AllianzGI's internal assessment around the issuer's cash flow, operating capabilities and financial situation according to the issuers' SEC filings (10-Ks, Qs, Ss, etc.). The Credit Quality is provided for informational purposes only.
- 3) Dividend payments are applicable for Class AM Dis (monthly distribution) and for reference only. Yields are not guaranteed, dividend may be paid out from capital (Class AM). This may result in an immediate decrease in the NAV per share and may reduce the capital available for the Fund for future investment and capital growth. Positive distribution yield does not imply positive return.
- 4) Annualised Dividend Yield = $[(1 + \text{Dividend Per Share} / \text{Ex-Dividend Date NAV})^{12} - 1] \times 100$. The annualised dividend yield is calculated based on the latest dividend distribution with dividend reinvested, and may be higher or lower than the actual annual dividend yield. Positive distribution yield does not imply positive return. Dividend is not guaranteed. Historical dividend yield is not indicative of future dividend payouts.
- 5) The Benchmark Index is 70% MSCI AC World (ACWI) Total Return Net + 30% ICE BOFAML US Corporate & High Yield Index. The benchmark performance information set out above from 10 March 2021 to 30 August 2022 is based on 70% MSCI AC World (ACWI) Total Return Net + 30% BLOOMBERG BARCLAYS Global Aggregate. The benchmark performance information set out above prior to 10 March 2021 is based on MSCI All Countries World Index. The Benchmark Index was changed on 10 March 2021 to reflect change of investment objective and policy of the Fund, and changed on 31 August 2022 to better align with the investment universe of the Fund.
- 6) Effective from 25 July 2022, this Fund Manager has transferred to Voya Investment Management Co. LLC ("Voya IM") as part of the strategic partnership agreement between Allianz Global Investors and Voya IM.
- 7) The Fund Size quoted includes all share classes of the Fund.
- 8) EU Sustainability-related Disclosure Regulation. Information is accurate at time of publishing.
- 9) The All-in-Fee includes the expenses previously called management and administration fees.
- 10) Total Expense Ratio (TER): Total cost (except transaction costs) charged to the Fund during the last financial year (as at 30/09/2023) expressed as a ratio of the Fund's average NAV. For share classes that have been incepted for less than one year as at close of the last financial year (please refer to the Inception Date in the Fund Details table), the TER will be annualised. For share classes incepted after the close of the last financial year, the TER will be reflected as N/A.

Information herein is based on sources we believe to be accurate and reliable as at the date it was made. We reserve the right to revise any information herein at any time without notice. No offer or solicitation to buy or sell securities and no investment advice or recommendation is made herein. In making investment decisions, investors should not rely solely on this material but should seek independent professional advice.

There is no guarantee that actively managed investments will outperform the broader market. Environmental, Social and Governance (ESG) strategies consider factors beyond traditional financial information to select securities or eliminate exposure which could result in relative investment performance deviating from other strategies or broad market benchmarks.

Investing in fixed income instruments (if applicable) may expose investors to various risks, including but not limited to creditworthiness, interest rate, liquidity and restricted flexibility risks. Changes to the economic environment and market conditions may affect these risks, resulting in an adverse effect to the value of the investment. During periods of rising nominal interest rates, the values of fixed income instruments (including short positions with respect to fixed income instruments) are generally expected to decline. Conversely, during periods of declining interest rates, the values are generally expected to rise. Liquidity risk may possibly delay or prevent account withdrawals or redemptions. Investment involves risks, in particular, risks associated with investment in emerging and less developed markets. Past performance is not indicative of future performance. Investors should read the offering documents for further details, including the risk factors, before investing. This material and website have not been reviewed by the Securities and Futures Commission of Hong Kong. Issued by Allianz Global Investors Asia Pacific Limited. Allianz Global Investors Asia Pacific Limited (32/F, Two Pacific Place, 88 Queensway, Admiralty, Hong Kong) is the Hong Kong Representative and is regulated by the Securities and Futures Commission of Hong Kong. (54/F, One Island East 18 Westlands Road, Quarry Bay, Hong Kong).

Admaster ID: 3615611