

Allianz Global Artificial Intelligence

Allianz Global Investors Fund
AT / A

SFC-authorized
ESG fund*



- The Fund is exposed to significant risks of investment/general market, concentration, company-specific, emerging market, currency (such as exchange controls, in particular RMB), and the adverse impact on RMB share classes due to currency depreciation.
- The Fund is exposed to sustainable investment risks relating to KPI Strategy (Relative) (such as foregoing opportunities to buy certain securities when it might otherwise be advantageous to do so, and/or selling securities when it might be disadvantageous to do so or relying on information and data from third party ESG research data providers and internal analyses which may be subjective, incomplete, inaccurate or unavailable). The Fund focuses on the Sustainability KPI which may reduce risk diversifications and may be more volatile compared to broadly based funds. Also, the Fund may be particularly focusing on the GHG efficiency of the investee companies rather than their financial performance which may have an adverse impact on the Fund's performance.
- The Fund may invest in financial derivative instruments ("FDI") which may expose to higher leverage, counterparty, liquidity, valuation, volatility, market and over the counter transaction risks. The Fund's net derivative exposure may be up to 50% of the Fund's net asset value.
- This investment may involve risks that could result in loss of part or entire amount of investors' investment.
- In making investment decisions, investors should not rely solely on this material.
- **Note:** Dividend payments may, at the sole discretion of the Investment Manager, be made out of the Fund's capital or effectively out of the Fund's capital which represents a return or withdrawal of part of the amount investors originally invested and/or capital gains attributable to the original investment. This may result in an immediate decrease in the NAV per share and the capital of the Fund available for investment in the future and capital growth may be reduced, in particular for hedged share classes for which the distribution amount and NAV of any hedged share classes (HSC) may be adversely affected by differences in the interests rates of the reference currency of the HSC and the base currency of the Fund.



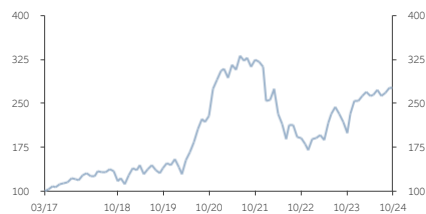
Overall Morningstar Rating™

Investment Objective

The Fund aims at long-term capital growth by investing in the global equity markets with a focus on the evolution of artificial intelligence in accordance with environmental and social characteristics. With the adoption of the Sustainability Key Performance Indicator Strategy (Relative) ("KPI Strategy (Relative)"), the Fund aims to achieve the reduction in greenhouse gas emissions ("GHG") of the Fund's portfolio which shall be at least 20% lower than that of its benchmark within the same period ("Sustainability KPI").

Performance Overview

Indexed Performance since Inception (NAV-NAV)




■ Class AT (USD) Acc.

Cumulative Returns	Year to Date	1 Year	3 Years	5 Years	Since Inception
NAV-NAV (%)	9.19	38.70	-14.95	99.71	176.59
Benchmark ² (%)	20.73	40.66	28.89	116.18	217.43

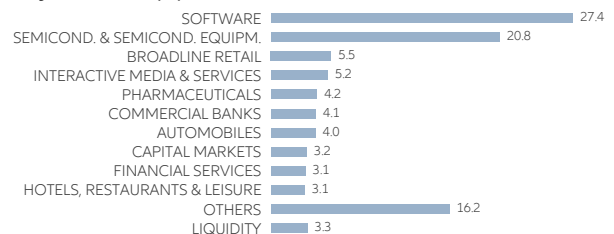
Calendar Year Returns	2023	2022	2021	2020	2019
NAV-NAV (%)	48.92	-45.60	7.94	100.48	28.90
Benchmark ² (%)	37.15	-24.73	24.20	29.45	36.77

Portfolio Analysis

Country/Location Allocation (%)



Industry Allocation (%)



* The Fund constitutes as an ESG fund pursuant to the SFC's circular issued on 29 June 2021. HK SFC authorization is not a recommendation or endorsement of a product nor does it guarantee the commercial merits of a product or its performance. It does not mean the product is suitable for all investors nor is it an endorsement of its suitability for any particular investor or class of investors.



+852 2238 8000
hk.allianzgi.com

Scan QR code for fund documents

Portfolio Analysis

Top 10 Holdings (Country/Location)	Sector	%
NVIDIA CORP (US)	SEMICOND. & SEMICOND. EQUIPM.	8.3
MICROSOFT CORP (US)	SOFTWARE	6.8
BROADCOM INC (US)	SEMICOND. & SEMICOND. EQUIPM.	5.3
TESLA INC (US)	AUTOMOBILES	4.0
META PLATFORMS INC-CLASS A (US)	INTERACTIVE MEDIA & SERVICES	3.9
MORGAN STANLEY (US)	CAPITAL MARKETS	3.1
AMAZON.COM INC (US)	BROADLINE RETAIL	3.0
SALESFORCE INC (US)	SOFTWARE	3.0
DATADOG INC - CLASS A (US)	SOFTWARE	3.0
JPMORGAN CHASE & CO (US)	COMMERCIAL BANKS	2.4
Total		42.8

Dividend History ³	Dividend / Share	Annualised Dividend Yield ⁴	Ex-Dividend Date
Class A (EUR) Dis.	EUR 3.07000	1.31%	15/12/2023
	EUR 0.00000	0.00%	15/12/2022
	EUR 0.00000	0.00%	15/12/2021
	EUR 0.06700	0.03%	15/12/2020
	EUR 0.37600	0.28%	16/12/2019
	EUR 0.62900	0.57%	17/12/2018

Fund Details

Share Class [^]	Class AT (USD) Acc.	Class AT (EUR) Acc.	Class AT (H2-SGD) Acc.	Class AT (HKD) Acc.	Class AT (H2-RMB) Acc.	Class AT (H2-EUR) Acc.	Class A (EUR) Dis.	Class AT (H2-JPY) Acc.
Benchmark ²	50% MSCI AC World (ACWI) + 50% MSCI World Information Technology							
Fund Manager ⁵	Sebastian Thomas							
Fund Size ⁶	USD 7,426.69m							
Number of Holdings	61							
Sustainability-related Disclosure Regulation ⁷	Article 8							
Base Currency	USD							
Subscription Fee (Sales Charge)	Up to 5%							
Management Fee (All-in-Fee ⁸)	2.05% p.a.	2.05% p.a.	2.05% p.a.	2.05% p.a.	2.05% p.a.	2.05% p.a.	2.05% p.a.	2.05% p.a.
Total Expense Ratio ⁹	2.10%	2.10%	2.10%	2.10%	2.10%	2.10%	2.10%	2.10%
Unit NAV	USD 27.6594	EUR 273.04	SGD 21.6296	HKD 23.2862	CNY 19.6912	EUR 229.98	EUR 264.10	JPY 3,990.29
Inception Date	31/03/2017	02/05/2017	08/12/2017	08/12/2017	17/07/2018	31/03/2017	31/08/2017	11/10/2018
Dividend Frequency ³	N/A	N/A	N/A	N/A	N/A	N/A	Annually	N/A
ISIN Code	LU1548497426	LU1548497699	LU1720051017	LU1720051108	LU1851367877	LU1548497772	LU1548497186	LU1883297563
Bloomberg Ticker	ALGAATU LX	ALGLAAT LX	AGATH2S LX	ALGAATH LX	ALGAH2R LX	ALGAIAT LX	ALGLAIA LX	ALATH2J LX
Cumulative Returns (%)								
Year to Date	9.19	11.04	7.51	8.68	6.81	7.74	11.04	4.64
1 Year	38.70	36.13	36.02	37.81	34.88	36.24	36.14	31.44
3 Years	-14.95	-8.80	-18.90	-14.95	-19.59	-21.44	-8.79	-25.48
5 Years	99.71	105.76	87.76	98.18	94.38	78.07	105.38	72.49
Since Inception	176.59	173.04	116.30	132.86	96.91	129.98	169.93	99.51
Calendar Year Returns (%)								
2023	48.92	43.63	46.42	49.21	44.71	45.61	43.65	40.45
2022	-45.60	-42.17	-46.39	-45.59	-46.11	-47.84	-42.17	-47.19
2021	7.94	16.98	7.51	8.56	10.16	6.69	17.01	7.59
2020	100.48	83.60	98.50	99.59	102.84	96.35	83.21	98.88
2019	28.90	31.38	27.90	28.08	28.87	25.09	31.24	25.87

Source: All fund data quoted are Allianz Global Investors/IDS GmbH/Morningstar, as at 31/10/2024, unless stated otherwise.

Allianz Global Investors and Voya Investment Management have entered into a long-term strategic partnership, and as such, as of 25 July 2022, the investment team transferred to Voya Investment Management. This did not materially change the composition of the team, the investment philosophy nor the investment process. Management Company: Allianz Global Investors GmbH. Delegated Manager: Voya Investment Management Co. LLC ("Voya IM").

Fund performance is calculated on NAV to NAV basis in denominated currency of the respective share class with gross dividends re-invested. Benchmark performance is calculated in denominated currency of the respective share class. HKD/USD based investors are exposed to foreign exchange fluctuations.

^ The currency-hedged share classes are not recommended for investors whose base currency of investment is not in respective hedged currencies.

- 1) Source: Morningstar, as at 30/09/2024. Copyright © 2024 Morningstar Asia Limited ("Morningstar"). All Rights Reserved. The information contained herein: (1) is proprietary to Morningstar and/or its content providers; (2) may not be copied or distributed; and (3) is not warranted to be accurate, complete or timely. Neither Morningstar nor its content providers are responsible for any damages or losses arising from any use of this information. Past performance is no guarantee of future results.
- 2) From 31 March 2017 to 31 December 2017, the benchmark for the Fund was MSCI World IT Total Return (NET) in USD. With effect from 1 January 2018, the benchmark for the Fund has been changed to 50% MSCI AC World (ACWI) + 50% MSCI World Information Technology.
- 3) Dividend payments are applicable for Class A Dis (annual distribution) and for reference only. Yields are not guaranteed, dividend may be paid out from capital (Class A). This may result in an immediate decrease in the NAV per share and may reduce the capital available for the Fund for future investment and capital growth. Positive distribution yield does not imply positive return.
- 4) Annualised Dividend Yield = Dividend Per Share / Ex-Dividend Date NAV. Positive distribution yield does not imply positive return. Dividend is not guaranteed. Historical dividend yield is not indicative of future dividend payouts.
- 5) Effective from 25 July 2022, this Fund Manager has transferred to Voya Investment Management Co. LLC ("Voya IM") as part of the strategic partnership agreement between Allianz Global Investors and Voya IM.
- 6) The Fund Size quoted includes all share classes of the Fund.
- 7) EU Sustainability-related Disclosure Regulation. Information is accurate at time of publishing.
- 8) The All-in-Fee includes the expenses previously called management and administration fees.
- 9) Total Expense Ratio (TER): Total cost (except transaction costs) charged to the Fund during the last financial year (as at 30/09/2023) expressed as a ratio of the Fund's average NAV. For share classes that have been incepted for less than one year as at close of the last financial year (please refer to the Inception Date in the Fund Details table), the TER will be annualised. For share classes incepted after the close of the last financial year, the TER will be reflected as N/A.

Information herein is based on sources we believe to be accurate and reliable as at the date it was made. We reserve the right to revise any information herein at any time without notice. No offer or solicitation to buy or sell securities and no investment advice or recommendation is made herein. In making investment decisions, investors should not rely solely on this material but should seek independent professional advice.

There is no guarantee that actively managed investments will outperform the broader market. Environmental, Social and Governance (ESG) strategies consider factors beyond traditional financial information to select securities or eliminate exposure which could result in relative investment performance deviating from other strategies or broad market benchmarks.

Investment involves risks, in particular, risks associated with investment in emerging and less developed markets. Past performance is not indicative of future performance. Investors should read the offering documents for further details, including the risk factors, before investing. This material and website have not been reviewed by the Securities and Futures Commission of Hong Kong. Issued by Allianz Global Investors Asia Pacific Limited.

Allianz Global Investors Asia Pacific Limited (32/F, Two Pacific Place, 88 Queensway, Admiralty, Hong Kong) is the Hong Kong Representative and is regulated by the Securities and Futures Commission of Hong Kong. (54/F, One Island East 18 Westlands Road, Quarry Bay, Hong Kong).