

Allianz Asian Multi Income Plus

Allianz Global Investors Fund
AMg



- The Fund is exposed to significant risks of investment/general market, interest rate, company-specific, creditworthiness/credit rating/downgrading, default, valuation, sovereign debt, country and region, emerging market, asset allocation, volatility and liquidity, currency (such as exchange controls, in particular RMB), and the adverse impact on RMB share classes due to currency depreciation.
- The Fund may invest in the China A-Shares market directly via the Stock Connect or other foreign access regimes and/or other permitted means and/or indirectly through all eligible instruments and thus is subject to the associated risks (including quota limitation, change in rule and regulations, repatriation of the Fund's monies, trade restrictions, China market volatility and uncertainty, potential clearing and/or settlement difficulties, change in economic, social and political policy in PRC and Mainland China tax risks).
- The Fund may invest in high-yield (non-investment grade and unrated) investments which may subject to higher risks, such as volatility, loss of principal and interest, creditworthiness and downgrading, default, interest rate, general market and liquidity risks and therefore may increase the risk of loss of original investment.
- The Fund may invest in financial derivative instruments ("FDI") which may expose to higher leverage, counterparty, liquidity, valuation, volatility, market and over the counter transaction risks. The Fund's net derivative exposure may be up to 50% of the Fund's net asset value.
- Investing in share class with fixed distribution percentage (Class AMf) is not an alternative to fixed interest paying investment. Investors should note that fixed distribution percentage is not guaranteed. The percentage of distributions paid by these share classes is unrelated to expected or past income or returns of these share classes or the Fund. Distribution will continue even the Fund has negative returns and may adversely impact the net asset value of the Fund. Positive distribution yield does not imply positive return.
- This investment may involve risks that could result in loss of part or entire amount of investors' investment.
- In making investment decisions, investors should not rely solely on this material.
- **Note:** Dividend payments may, at the sole discretion of the Investment Manager, be made out of the Fund's capital or effectively out of the Fund's capital which represents a return or withdrawal of part of the amount investors originally invested and/or capital gains attributable to the original investment. This may result in an immediate decrease in the NAV per share and the capital of the Fund available for investment in the future and capital growth may be reduced, in particular for hedged share classes for which the distribution amount and NAV of any hedged share classes (HSC) may be adversely affected by differences in the interests rates of the reference currency of the HSC and the base currency of the Fund.

BENCHMARK Fund of the Year Award 2018,
House Awards, Outstanding Achiever - Multi-
Asset Income ¹

Investment Objective

The Fund aims at long-term capital growth and income by investing in equity and bond markets in Asia Pacific.

Performance Overview

Indexed Performance since Inception (NAV-NAV)

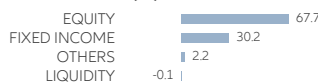


■ Class AMg (USD) Dis.

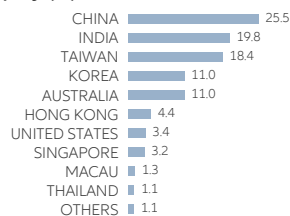
Cumulative Returns	Year to Date	1 Year	3 Years	5 Years	Since Inception
NAV-NAV (%)	6.55	8.29	-22.73	-2.76	16.66
Calendar Year Returns	2023	2022	2021	2020	2019
NAV-NAV (%)	-2.90	-16.38	-5.25	13.87	11.47

Portfolio Analysis

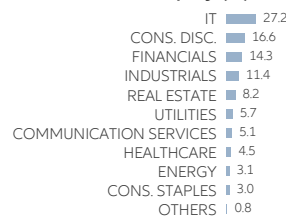
Asset Allocation (%)



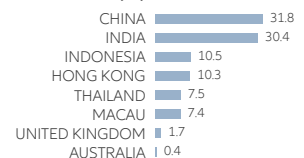
Country/Location Allocation - Equity (%)



Sector Allocation - Equity (%)



Country/Location Allocation - Fixed Income (%)



+852 2238 8000
hk.allianzgi.com

Scan QR code for fund documents

Portfolio Analysis

Top 5 Holdings (Country/Location) - Equity	Sector	%
TAIWAN SEMICONDUCTOR MANUFAC (TW)	IT	3.9
MAKEMYTRIP LTD (IN)	CONS. DISC.	2.2
TENCENT HOLDINGS LTD (CN)	COMMUNICATION SERVICES	2.1
PING AN INSURANCE GROUP CO-H (CN)	FINANCIALS	2.1
MEDIATEK INC (TW)	IT	2.1
Total		12.4
Top 5 Holdings (Country/Location) - Fixed Income	Sector	%
HEALTH AND HAPPINESS H&H FIX 13.500% 26.06.26 (CN)	CONSUMER, NON-CYCLICAL	0.9
ANTON OILFIELD SERV GRP/ FIX 8.750% 26.01.25 (CN)	ENERGY	0.8
CHINA HONGQIAO GROUP LTD FIX 6.250% 08.06.24 (CN)	BASIC MATERIALS	0.8
FORTUNE STAR BVI LTD FIX 6.850% 02.07.24 (CN)	CONSUMER CYCLICAL	0.8
STUDIO CITY CO LTD REGS FIX 7.000% 15.02.27 (MO)	CONSUMER CYCLICAL	0.8
Total		4.1

Statistics summary of the market value of invested assets

Average Coupon	5.35%	Effective Maturity	6.22 years
Average Credit Quality	BB	Effective Duration	1.87 years
Yield to Maturity	8.26%		

Dividend History ² Class AMg Dis.	Dividend / Share	Annualised Dividend Yield ³	Ex-Dividend Date
Class AMg (USD) Dis.	USD 0.03400	5.89%	16/05/2024
Class AMg (HKD) Dis.	HKD 0.03500	6.01%	16/05/2024
Class AMg (H2-AUD) Dis.	AUD 0.02600	4.99%	16/05/2024
Class AMg (H2-CAD) Dis.	CAD 0.03000	5.51%	16/05/2024
Class AMg (H2-GBP) Dis.	GBP 0.03000	5.44%	16/05/2024
Class AMg (H2-NZD) Dis.	NZD 0.02900	5.46%	16/05/2024
Class AMg (H2-SGD) Dis.	SGD 0.02700	4.90%	16/05/2024
Class AMg (H2-RMB) Dis.	CNY 0.01900	3.48%	16/05/2024
Class AMg (H2-EUR) Dis.	EUR 0.02218	3.89%	16/05/2024

Fund Details

Share Class [^]	Class AMg (USD) Dis.	Class AMg (HKD) Dis.	Class AMg (H2-AUD) Dis.	Class AMg (H2-CAD) Dis.	Class AMg (H2-GBP) Dis.	Class AMg (H2-NZD) Dis.	Class AMg (H2-SGD) Dis.	Class AMg (H2-RMB) Dis.	Class AMg (H2-EUR) Dis.
Fund Manager	Raymond Chan, Mark Tay								
Fund Size ⁴	USD 197.04m								
Number of Holdings	113								
Sustainability-related Disclosure Regulation ⁵	Article 6								
Base Currency	USD								
Subscription Fee (Sales Charge)	Up to 5%								
Management Fee (All-in-Fee ⁶)	1.50% p.a.	1.50% p.a.	1.50% p.a.	1.50% p.a.	1.50% p.a.	1.50% p.a.	1.50% p.a.	1.50% p.a.	1.50% p.a.
Total Expense Ratio ⁷	1.56%	1.56%	1.56%	1.56%	1.55%	1.56%	1.56%	1.56%	1.56%
Unit NAV	USD 6.9444	HKD 7.0176	AUD 6.2386	CAD 6.5396	GBP 6.618	NZD 6.3798	SGD 6.5949	CNY 6.4926	EUR 6.7926
Inception Date	13/10/2015	13/10/2015	13/10/2015	13/10/2015	13/10/2015	13/10/2015	13/10/2015	13/10/2015	11/11/2015
Dividend Frequency ²	Monthly	Monthly	Monthly	Monthly	Monthly	Monthly	Monthly	Monthly	Monthly
ISIN Code	LU1282649067	LU1282649141	LU1282649224	LU1282649653	LU1282649570	LU1282649737	LU1282649810	LU1282649497	LU1311290685
Bloomberg Ticker	ALAMIAM LX	ALAMAMH LX	ALAMAMA LX	ALAMAMC LX	ALAMAMG LX	ALAMAMN LX	ALAMAMS LX	ALAMAMR LX	ALAMAME LX
Cumulative Returns (%)									
Year to Date	6.55	6.64	5.82	6.26	6.31	6.25	5.68	5.53	5.82
1 Year	8.29	8.05	6.24	7.32	7.60	7.64	6.22	5.42	6.14
3 Years	-22.73	-22.20	-26.78	-24.41	-24.95	-24.57	-25.31	-24.89	-27.71
5 Years	-2.76	-3.10	-11.09	-6.72	-8.62	-7.62	-7.35	-3.50	-12.87
Since Inception	16.66	17.62	6.93	8.89	4.60	12.73	9.32	24.58	-3.10
Calendar Year Returns (%)									
2023	-2.90	-2.80	-5.05	-3.94	-3.76	-3.72	-4.53	-5.81	-5.22
2022	-16.38	-16.27	-18.05	-16.81	-17.63	-17.12	-16.99	-16.47	-18.85
2021	-5.25	-4.75	-5.99	-5.71	-5.75	-5.86	-5.40	-3.18	-6.15
2020	13.87	13.37	11.18	12.36	11.50	11.67	12.79	14.94	11.39
2019	11.47	10.76	10.06	10.57	9.48	10.71	10.55	11.61	8.28

Source: All fund data quoted are Allianz Global Investors/IDS GmbH/Morningstar, as at 31/05/2024, unless stated otherwise.

Fund performance is calculated on NAV to NAV basis in denominated currency of the respective share class with gross dividends re-invested. HKD/USD based investors are exposed to foreign exchange fluctuations.

^ The currency-hedged share classes are not recommended for investors whose base currency of investment is not in respective hedged currencies.

- 1) Source: BENCHMARK. House Award was given to Allianz Global Investors Asia Pacific Limited. House Awards received are based on qualitative methodology and tools determined by BENCHMARK magazine. Awards received are based on performance data between 1 October 2017 and 30 September 2018.
- 2) Dividend payments are applicable for Class AMG Dis (monthly distribution) and for reference only. Yields are not guaranteed, dividend may be paid effectively out of capital (Class AMG). This may result in an immediate decrease in the NAV per share and may reduce the capital available for the Fund for future investment and capital growth. Positive distribution yield does not imply positive return.
- 3) Annualised Dividend Yield = $[(1 + \text{Dividend Per Share} / \text{Ex-Dividend Date NAV})^{12} - 1] \times 100$. The annualised dividend yield is calculated based on the latest dividend distribution with dividend reinvested, and may be higher or lower than the actual annual dividend yield. Positive distribution yield does not imply positive return. Dividend is not guaranteed. Historical dividend yield is not indicative of future dividend payouts.
- 4) The Fund Size quoted includes all share classes of the Fund.
- 5) EU Sustainability-related Disclosure Regulation. Information is accurate at time of publishing.
- 6) The All-in-Fee includes the expenses previously called management and administration fees.
- 7) Total Expense Ratio (TER): Total cost (except transaction costs) charged to the Fund during the last financial year (as at 30/09/2023) expressed as a ratio of the Fund's average NAV. For share classes that have been incepted for less than one year as at close of the last financial year (please refer to the Inception Date in the Fund Details table), the TER will be annualised. For share classes incepted after the close of the last financial year, the TER will be reflected as N/A.

Information herein is based on sources we believe to be accurate and reliable as at the date it was made. We reserve the right to revise any information herein at any time without notice. No offer or solicitation to buy or sell securities and no investment advice or recommendation is made herein. In making investment decisions, investors should not rely solely on this material but should seek independent professional advice.

Investing in fixed income instruments (if applicable) may expose investors to various risks, including but not limited to creditworthiness, interest rate, liquidity and restricted flexibility risks. Changes to the economic environment and market conditions may affect these risks, resulting in an adverse effect to the value of the investment. During periods of rising nominal interest rates, the values of fixed income instruments (including short positions with respect to fixed income instruments) are generally expected to decline. Conversely, during periods of declining interest rates, the values are generally expected to rise. Liquidity risk may possibly delay or prevent account withdrawals or redemptions.

Investment involves risks, in particular, risks associated with investment in emerging and less developed markets. Past performance is not indicative of future performance. Investors should read the offering documents for further details, including the risk factors, before investing. This material and website have not been reviewed by the Securities and Futures Commission of Hong Kong. Issued by Allianz Global Investors Asia Pacific Limited.

Allianz Global Investors Asia Pacific Limited (32/F, Two Pacific Place, 88 Queensway, Admiralty, Hong Kong) is the Hong Kong Representative and is regulated by the Securities and Futures Commission of Hong Kong. (54/F, One Island East 18 Westlands Road, Quarry Bay, Hong Kong).

Admaster ID: 3615611

Allianz Asian Multi Income Plus

Allianz Global Investors Fund
AM / AT



- The Fund is exposed to significant risks of investment/general market, interest rate, company-specific, creditworthiness/credit rating/downgrading, default, valuation, sovereign debt, country and region, emerging market, asset allocation, volatility and liquidity, currency (such as exchange controls, in particular RMB), and the adverse impact on RMB share classes due to currency depreciation.
- The Fund may invest in the China A-Shares market directly via the Stock Connect or other foreign access regimes and/or other permitted means and/or indirectly through all eligible instruments and thus is subject to the associated risks (including quota limitation, change in rule and regulations, repatriation of the Fund's monies, trade restrictions, China market volatility and uncertainty, potential clearing and/or settlement difficulties, change in economic, social and political policy in PRC and Mainland China tax risks).
- The Fund may invest in high-yield (non-investment grade and unrated) investments which may subject to higher risks, such as volatility, loss of principal and interest, creditworthiness and downgrading, default, interest rate, general market and liquidity risks and therefore may increase the risk of loss of original investment.
- The Fund may invest in financial derivative instruments ("FDI") which may expose to higher leverage, counterparty, liquidity, valuation, volatility, market and over the counter transaction risks. The Fund's net derivative exposure may be up to 50% of the Fund's net asset value.
- Investing in share class with fixed distribution percentage (Class AMf) is not an alternative to fixed interest paying investment. Investors should note that fixed distribution percentage is not guaranteed. The percentage of distributions paid by these share classes is unrelated to expected or past income or returns of these share classes or the Fund. Distribution will continue even the Fund has negative returns and may adversely impact the net asset value of the Fund. Positive distribution yield does not imply positive return.
- This investment may involve risks that could result in loss of part or entire amount of investors' investment.
- In making investment decisions, investors should not rely solely on this material.
- **Note:** Dividend payments may, at the sole discretion of the Investment Manager, be made out of the Fund's capital or effectively out of the Fund's capital which represents a return or withdrawal of part of the amount investors originally invested and/or capital gains attributable to the original investment. This may result in an immediate decrease in the NAV per share and the capital of the Fund available for investment in the future and capital growth may be reduced, in particular for hedged share classes for which the distribution amount and NAV of any hedged share classes (HSC) may be adversely affected by differences in the interests rates of the reference currency of the HSC and the base currency of the Fund.

BENCHMARK Fund of the Year Award 2018,
House Awards, Outstanding Achiever - Multi-
Asset Income *

Investment Objective

The Fund aims at long-term capital growth and income by investing in equity and bond markets in Asia Pacific.

Performance Overview

Indexed Performance since Inception (NAV-NAV)

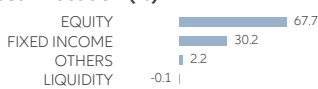


■ Class AM (USD) Dis.

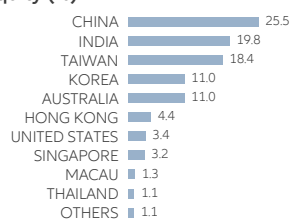
Cumulative Returns	Year to Date	1 Year	3 Years	5 Years	Since Inception
NAV-NAV (%)	6.55	8.29	-22.78	-2.83	28.28
Calendar Year Returns	2023	2022	2021	2020	2019
NAV-NAV (%)	-2.96	-16.34	-5.21	13.87	11.39

Portfolio Analysis

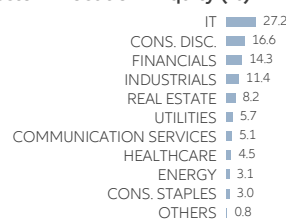
Asset Allocation (%)



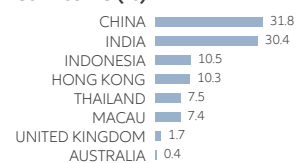
Country/Location Allocation - Equity (%)



Sector Allocation - Equity (%)



Country/Location Allocation - Fixed Income (%)



+852 2238 8000
hk.allianzgi.com

Scan QR code for fund documents

Portfolio Analysis

Top 5 Holdings (Country/Location) - Equity	Sector	%
TAIWAN SEMICONDUCTOR MANUFAC (TW)	IT	3.9
MAKEMYTRIP LTD (IN)	CONS. DISC.	2.2
TENCENT HOLDINGS LTD (CN)	COMMUNICATION SERVICES	2.1
PING AN INSURANCE GROUP CO-H (CN)	FINANCIALS	2.1
MEDIATEK INC (TW)	IT	2.1
Total		12.4

Top 5 Holdings (Country/Location) - Fixed Income	Sector	%
HEALTH AND HAPPINESS H&H FIX 13.500% 26.06.26 (CN)	CONSUMER, NON-CYCLICAL	0.9
ANTON OILFIELD SERV GRP/ FIX 8.750% 26.01.25 (CN)	ENERGY	0.8
CHINA HONGQIAO GROUP LTD FIX 6.250% 08.06.24 (CN)	BASIC MATERIALS	0.8
FORTUNE STAR BVI LTD FIX 6.850% 02.07.24 (CN)	CONSUMER CYCLICAL	0.8
STUDIO CITY CO LTD REGS FIX 7.000% 15.02.27 (MO)	CONSUMER CYCLICAL	0.8
Total		4.1

Statistics summary of the market value of invested assets

Average Coupon	5.35%	Effective Maturity	6.22 years
Average Credit Quality	BB	Effective Duration	1.87 years
Yield to Maturity	8.26%		

Dividend History ²	Dividend / Share	Annualised Dividend Yield ³	Ex-Dividend Date
Class AM (USD) Dis.	USD 0.02100	4.36%	16/05/2024
	USD 0.02100	4.56%	15/04/2024
	USD 0.02100	4.59%	15/03/2024
Class AM (HKD) Dis.	HKD 0.01900	4.30%	16/05/2024
	HKD 0.01900	4.49%	15/04/2024
	HKD 0.01900	4.51%	15/03/2024
Class AM (H2-AUD) Dis.	AUD 0.01500	3.29%	16/05/2024
	AUD 0.01500	3.44%	15/04/2024
	AUD 0.01500	3.46%	15/03/2024
Class AM (H2-RMB) Dis.	CNY 0.00900	1.81%	16/05/2024
	CNY 0.00900	1.90%	15/04/2024
	CNY 0.01200	2.55%	15/03/2024

Fund Details

Share Class [^]	Class AM (USD) Dis.	Class AM (HKD) Dis.	Class AM (H2-AUD) Dis.	Class AM (H2-RMB) Dis.	Class AT (USD) Acc.
Fund Manager	Raymond Chan, Mark Tay				
Fund Size ⁴	USD 197.04m				
Number of Holdings	113				
Sustainability-related Disclosure Regulation ⁵	Article 6				
Base Currency	USD				
Subscription Fee (Sales Charge)	Up to 5%				
Management Fee (All-in-Fee ⁶)	1.50% p.a.	1.50% p.a.	1.50% p.a.	1.50% p.a.	1.50% p.a.
Total Expense Ratio ⁷	1.56%	1.56%	1.56%	1.56%	1.56%
Unit NAV	USD 5.761	HKD 5.2905	AUD 5.423	CNY 5.8543	USD 11.9685
Inception Date	17/05/2010	16/08/2011	15/09/2014	06/05/2015	21/10/2011
Dividend Frequency ²	Monthly	Monthly	Monthly	Monthly	N/A
ISIN Code	LU0488056044	LU0648948544	LU0648982212	LU1218110499	LU0384037296
Bloomberg Ticker	ALASMIP LX	ALASMAM LX	AAMIPAM LX	AAMAH2R LX	ALASMAU LX
Cumulative Returns (%)					
Year to Date	6.55	6.63	5.83	5.53	6.55
1 Year	8.29	8.06	6.24	5.41	8.29
3 Years	-22.78	-22.19	-26.84	-24.85	-22.73
5 Years	-2.83	-3.12	-11.23	-3.58	-2.77
Since Inception	28.28	12.26	-3.99	10.56	19.69
Calendar Year Returns (%)					
2023	-2.96	-2.82	-5.07	-5.73	-2.92
2022	-16.34	-16.22	-18.10	-16.53	-16.34
2021	-5.21	-4.83	-6.05	-3.15	-5.27
2020	13.87	13.41	11.10	14.91	13.88
2019	11.39	10.77	10.18	11.36	11.48

Source: All fund data quoted are Allianz Global Investors/IDS GmbH/Morningstar, as at 31/05/2024, unless stated otherwise.

Fund performance is calculated on NAV to NAV basis in denominated currency of the respective share class with gross dividends re-invested. HKD/USD based investors are exposed to foreign exchange fluctuations.

^ The currency-hedged share classes are not recommended for investors whose base currency of investment is not in respective hedged currencies.

- 1) Source: BENCHMARK. House Award was given to Allianz Global Investors Asia Pacific Limited. House Awards received are based on qualitative methodology and tools determined by BENCHMARK magazine. Awards received are based on performance data between 1 October 2017 and 30 September 2018.
- 2) Dividend payments are applicable for Class AM Dis (monthly distribution) and for reference only. Yields are not guaranteed, dividend may be paid out from capital (Class AM). This may result in an immediate decrease in the NAV per share and may reduce the capital available for the Fund for future investment and capital growth. Positive distribution yield does not imply positive return.
- 3) Annualised Dividend Yield = $[(1 + \text{Dividend Per Share} / \text{Ex-Dividend Date NAV})^{12} - 1] \times 100$. The annualised dividend yield is calculated based on the latest dividend distribution with dividend reinvested, and may be higher or lower than the actual annual dividend yield. Positive distribution yield does not imply positive return. Dividend is not guaranteed. Historical dividend yield is not indicative of future dividend payouts.
- 4) The Fund Size quoted includes all share classes of the Fund.
- 5) EU Sustainability-related Disclosure Regulation. Information is accurate at time of publishing.
- 6) The All-in-Fee includes the expenses previously called management and administration fees.
- 7) Total Expense Ratio (TER): Total cost (except transaction costs) charged to the Fund during the last financial year (as at 30/09/2023) expressed as a ratio of the Fund's average NAV. For share classes that have been incepted for less than one year as at close of the last financial year (please refer to the Inception Date in the Fund Details table), the TER will be annualised. For share classes incepted after the close of the last financial year, the TER will be reflected as N/A.

Information herein is based on sources we believe to be accurate and reliable as at the date it was made. We reserve the right to revise any information herein at any time without notice. No offer or solicitation to buy or sell securities and no investment advice or recommendation is made herein. In making investment decisions, investors should not rely solely on this material but should seek independent professional advice.

Investing in fixed income instruments (if applicable) may expose investors to various risks, including but not limited to creditworthiness, interest rate, liquidity and restricted flexibility risks. Changes to the economic environment and market conditions may affect these risks, resulting in an adverse effect to the value of the investment. During periods of rising nominal interest rates, the values of fixed income instruments (including short positions with respect to fixed income instruments) are generally expected to decline. Conversely, during periods of declining interest rates, the values are generally expected to rise. Liquidity risk may possibly delay or prevent account withdrawals or redemptions.

Investment involves risks, in particular, risks associated with investment in emerging and less developed markets. Past performance is not indicative of future performance. Investors should read the offering documents for further details, including the risk factors, before investing. This material and website have not been reviewed by the Securities and Futures Commission of Hong Kong. Issued by Allianz Global Investors Asia Pacific Limited.

Allianz Global Investors Asia Pacific Limited (32/F, Two Pacific Place, 88 Queensway, Admiralty, Hong Kong) is the Hong Kong Representative and is regulated by the Securities and Futures Commission of Hong Kong. (54/F, One Island East 18 Westlands Road, Quarry Bay, Hong Kong).

Admaster ID: 3615611