

FEBRUARY 2026

The case for short duration, high yield bonds

Adding US high yield bonds to a core fixed income allocation has historically improved risk/reward profiles, but short-duration high yield in particular can help expand the efficient frontier.

How do high yield bonds work? Issued by companies with credit ratings below BBB-, they pay investors a credit spread over “risk-free” assets (such as US Treasuries) to compensate for expected losses stemming from defaults and to reflect the greater volatility of the asset class. Investor



Jim Dudnick, CFA
Lead Portfolio
Manager, Income &
Growth

appetite for high yield bonds tends to increase as economic conditions improve, since a stable or growing economy reduces the risk of corporate defaults.

Looking at the broad US high yield market, we see multiple reasons why this is an interesting asset class. With yields over 7%¹, these bonds offer the potential for equity-like returns but with less volatility. When we look at credit fundamentals, we also see strong support for the high yield market.

- **Attractive return potential:** We believe the asset class could deliver another year of coupon-like returns in 2026. The market’s attractive total return potential is a function

KEY TAKEAWAYS

- We think the investment case for US high yield is compelling because these bonds can offer an appealing total return potential supported by stable credit fundamentals.
- Adding US high yield bonds to a core fixed income allocation has historically improved risk/reward profiles.
- Short-duration high yield, in particular, can help expand the efficient frontier – the boundary at which potential risk-adjusted returns are optimised.
- Short-duration high yield bonds have historically offered an impressive trade-off of yield to duration, indicating strong potential returns with lower interest rate risk.

1) Source: ICE Data Services, December 2025. High yield bonds are represented by the ICE BofA US High Yield Index.

THE CASE FOR SHORT DURATION, HIGH YIELD BONDS

of its discount to face value and higher coupon, which also serves to cushion downside volatility.

- **Muted default rate expectations:** In addition to stable credit fundamentals among high yield borrowers, near-term refinancing obligations remain low, and we see management teams continuing to exercise balance sheet discipline. Additionally, the market’s credit quality composition has improved. In this environment, spreads may stay tight, and we believe the default rate will continue to fall below the historical average.

Why invest in the short end of the high yield market?

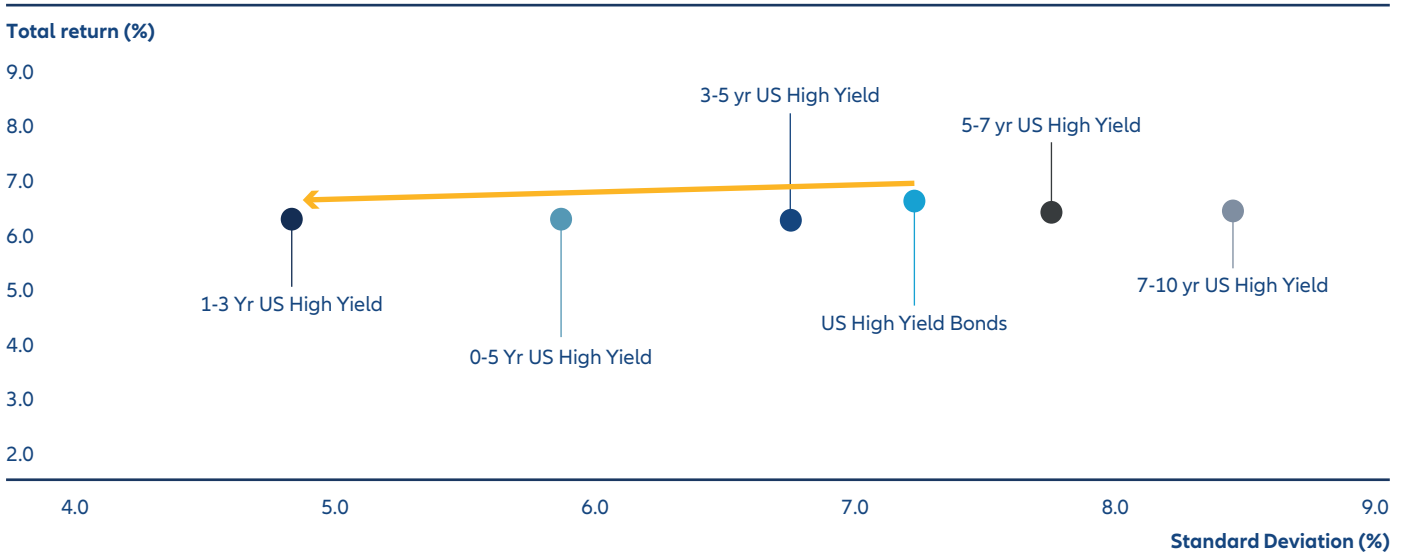
We see three primary benefits to investing in the short duration part of this asset class:

1. **A better risk/return ratio.** The short end of the US high yield market (as measured by the 1-3 Year US High Yield Index) has provided comparable returns to the broader US high yield market, but with significantly lower volatility (Exhibit 1).

One reason for this is a phenomenon known as “pull-to-par”. As a bond

approaches its maturity date, its price will “pull” towards its par value as default risk becomes increasingly negligible (this occurs whether the bond has risen or fallen in price since it was issued). This effect is more powerful in shorter maturity bonds since they are closer to the maturity date when bondholders are repaid at par. In other words, shorter maturity high yield bonds are less exposed to a deterioration in economic conditions that would increase default expectations.

Exhibit 1: High yield bonds have historically been less risky closer to maturity, without giving up much return
Nov 2009 through Dec 2025



As of 31 December 2025. Source: Voya Investment Management, FactSet, ICE Data Services. **Past performance is not indicative of future results.** This statement reflects performance and characteristics for the time period shown; results over a different time period may have been more or less favourable. See index associations and additional disclosures at the end of the document. Investors cannot invest directly in an index. Index returns are presented as net returns, which reflect both price performance and income from dividend payments, if any, but do not reflect fees, brokerage commissions or other expenses of investing.

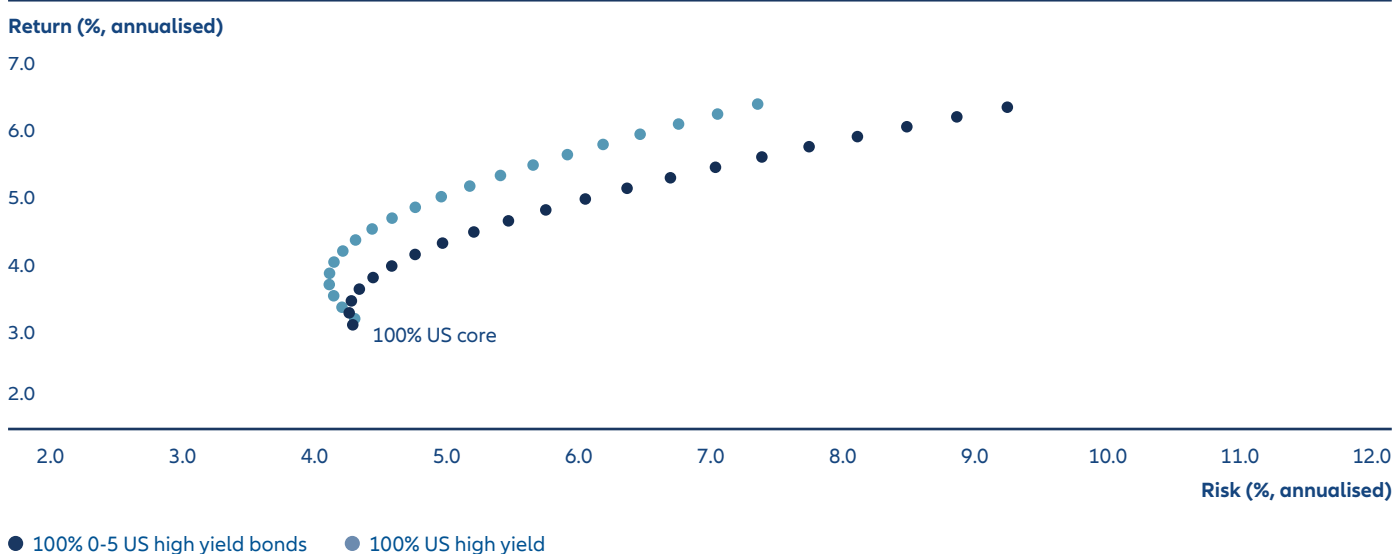
2. An expanded efficient frontier

Investors have long known that adding US high yield bonds to their core fixed income allocations can improve outcomes and expand the efficient frontier – the boundary at which potential risk-adjusted returns are optimised.

But many investors don't know that short-duration high yield has been particularly effective in pushing out the efficient frontier. Data from the past 15 years shows that US short-duration high yields bonds have achieved better risk-adjusted returns than US high yield bonds in general (Exhibit 2). In other words, the short end of the high yield market has amplified the expansion of the frontier.

Exhibit 2: Adding short-duration high yield has boosted returns and lowered volatility

Nov 2009 through Dec 2025



As of 31 December 2025. Source: Voya Investment Management, FactSet, ICE Data Services. Past performance is not indicative of future results. This statement reflects performance and characteristics for the time period shown; results over a different time period may have been more or less favourable. See index associations and additional disclosures at the end of the document. Investors cannot invest directly in an index. Index returns are presented as net returns, which reflect both price performance and income from dividend payments, if any, but do not reflect fees, brokerage commissions or other expenses of investing.

3. A compelling yield-to-duration trade-off

Compared with investment grade debt, US high yield bonds offer a balance between yield and interest rate risk. The yield-to-duration trade-off is particularly compelling at the short end of the US high yield market (Exhibit 3).

Put simply, yield-duration measures how far a bond's price would have to fall before wiping out its yield, resulting in a capital loss (this is often called the "breakeven point"). Today's elevated yields thus provide a cushion against potential price falls in US high yield.

Where do short duration high yield bonds fit into investor portfolios?

Short duration high yield bonds have the potential to generate attractive upside with lower risk than the broader high yield market – including less price volatility, less drawdown and lower interest rate risk.

One way to use these bonds in a portfolio is to complement an allocation to full-market high yield. They can potentially enhance portfolio diversification by offering a narrower range of annual returns, while providing an asymmetric return profile.

THE CASE FOR SHORT DURATION, HIGH YIELD BONDS

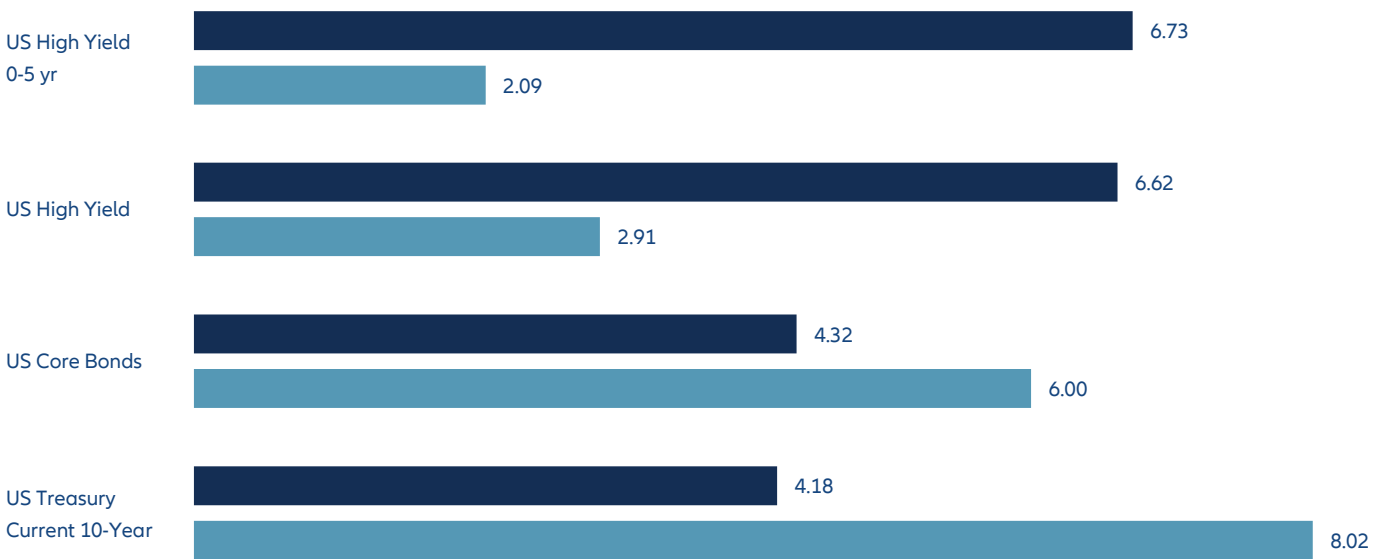
Short duration high yield bonds can also be a good complement to a core fixed income allocation. Their returns are generally not closely correlated to those of core bonds, which can help to cushion negative performance outcomes and reduce overall volatility.

Of course, active management and credit selection remains an important factor. The risks in high yield can vary significantly by credit rating, with a significant

step-up in risk having been observed in past cycles where bonds are rated B- or lower.

After a period of strong performance, high yield spreads may struggle to tighten much further in the medium term. However, we think the improving credit quality of the high yield market, resilient fundamentals and rising investor demand together create a positive picture for the asset class.

Exhibit 3: Short-duration high yield has historically offered the greatest yield to duration trade-off
Nov 2009 through Dec 2025



■ Yield-to-worst (%) ■ Duration-to-worst (years)

As of 31 December 2025. Source: Voya IM, FactSet, ICE Data Services. Past performance is not indicative of future results. This statement reflects performance and characteristics for the time period shown; results over a different time period may have been more or less favourable. See index associations and additional disclosures at the end of the document. Investors cannot invest directly in an index. Index returns are presented as net returns, which reflect both price performance and income from dividend payments, if any, but do not reflect fees, brokerage commissions or other expenses of investing.

Connect with Us | hk.allianzgi.com | +852 2238 8000 | Search more  Allianz Global Investors



Like us on Facebook 安聯投資 – 香港



Connect on LinkedIn Allianz Global Investors



Subscribe to YouTube channel 安聯投資



Follow HK WeChat AllianzGIHK

An investor cannot invest directly in an index, and index performance does not reflect the deduction of any fees, expenses or taxes. Index comparisons have limitations, as volatility and other characteristics may differ from a particular investment.

Index associations: 1–3 year U.S. high yield: ICE BofA 1-3 Year U.S. Cash Pay High Yield Index; 3–5 year U.S. high yield: ICE BofA 3-5 Year U.S. Cash Pay High Yield Index; 5–7 year U.S. high yield: ICE BofA 5-7 Year U.S. Cash Pay High Yield Index; 7–10 year U.S. high yield: ICE BofA 7-10 Year U.S. Cash Pay High Yield Index; U.S. high yield bonds: ICE BofA U.S. High Yield Index; 0–5 year U.S. high yield: ICE BofA 0-5 Year U.S. High Yield Constrained Index; U.S. core bonds: Bloomberg U.S. Aggregate Bond Index; U.S. Treasury current 10-year: ICE BofA U.S. Treasury Current 10 Year Index. Index definitions: The Bloomberg U.S. Aggregate Index is a broad-based flagship benchmark that measures the investment grade, U.S. dollar-denominated, fixed-rate taxable bond market. The index includes Treasuries, government-related and corporate securities, fixed-rate agency MBS, ABS and CMBS (agency and non-agency). The ICE BofA U.S. Treasury Index series is an unmanaged index that tracks the performance of the direct sovereign debt of the U.S. government with maturities in the ranges indicated. The Bloomberg U.S. Government/Credit 1-3 Year Index covers Treasuries, agencies, publicly issued U.S. corporate and foreign debentures and secured notes that meet specified maturity, liquidity and quality requirements. The ICE BofA U.S. High Yield Index is a market value-weighted index consisting of USD-denominated, non-investment grade bonds not currently in default. The J.P. Morgan Domestic High Yield Index is designed to mirror the investable universe of the USD domestic high yield corporate debt market. The J.P. Morgan Emerging Markets Bond (EMBI) Global Core Index tracks liquid, USD-denominated emerging market fixed and floating-rate debt instruments issued by sovereign and quasi-sovereign entities.

Allianz Global Investors and Voya Investment Management entered into a long-term strategic partnership on 25 July 2022, upon which the investment team transferred to Voya Investment Management. This did not materially change the composition of the team, the investment philosophy nor the investment process. Management Company: Allianz Global Investors GmbH. Delegated Manager: Voya Investment Management Co. LLC (“Voya IM”).

Investing in fixed income instruments (if applicable) may expose investors to various risks, including but not limited to creditworthiness, interest rate, liquidity and restricted flexibility risks. Changes to the economic environment and market conditions may affect these risks, resulting in an adverse effect to the value of the investment. During periods of rising nominal interest rates, the values of fixed income instruments (including short positions with respect to fixed income instruments) are generally expected to decline. Conversely, during periods of declining interest rates, the values are generally expected to rise. Liquidity risk may possibly delay or prevent account withdrawals or redemptions.

Information herein is based on sources we believe to be accurate and reliable as at the date it was made. We reserve the right to revise any information herein at any time without notice. No offer or solicitation to buy or sell securities and no investment advice or recommendation is made herein. In making investment decisions, investors should not rely solely on this material but should seek independent professional advice. However, if you choose not to seek professional advice, you should consider the suitability of the product for yourself. Investment involves risks including the possible loss of principal amount invested and risks associated with investment in emerging and less developed markets. Past performance of the fund manager(s), or any prediction, projection or forecast, is not indicative of future performance. This material has not been reviewed by any regulatory authorities.

Issuer:

Hong Kong – Allianz Global Investors Asia Pacific Ltd